

ANNUAL REPORT FOR WATER UTILITIES
THE IDAHO PUBLIC UTILITIES COMMISSION
CALENDAR YEAR
(INSERT YEAR)

AMENDED

RECEIVED
June 18, 2026
IDAHO PUBLIC
UTILITIES COMMISSION

2025

COMPANY INFORMATION

1 Give full name of utility Mayfield Springs Water Company, Inc

2 Date of Organization 4/2/2007

3 Organized under the laws of the state of Idaho

4 Address of Principal Office (number & street) 1861 S Wells Ave Ste 210

5 P.O. Box (if applicable) PO Box 344

6 City Meridian

7 State ID

8 Zip Code 83642

9 Organization (proprietor, partnership, corp.) Corporation

10 Towns, Counties served Kuna, Ada County

11 Are there any affiliated companies?

If yes, attach a list with names, addresses & descriptions. Explain any services provided to the utility.

12 Contact Information	Name	Phone No.
President (Owner)	Greg Johnson	2088889946
Vice President		
Secretary	Larry Squires	2088889946
General Manager		
Complaints or Billing	Debbie Taylor	2088889946
Engineering		
Emergency Service	Tom Mehiel	2089415989
Accounting	Larry Squires	2088889946

13 Were any water systems acquired during the year or any additions/deletions made to the service area during the year? no

If yes, attach a list with names, addresses & descriptions. Explain any services provided to the utility.

14 Where are the Company's books and records kept?

Street Address 1861 S Wells Ave Ste 210

City Meridian

State ID

Zip 83642

ANNUAL REPORT FOR WATER UTILITIES

COMPANY INFORMATION

15 Is the system operated or maintained under a service contract? Yes

16 **If yes:** With whom is the contract? Valley Hydro
 When does the contract expire? Month to Month
 What services and rates are included? System Maintenance & operation, meter readings

17 Is water purchased for resale through the system? no

18 **If yes:** Name of Organization _____
 Name of owner or operator _____
 Mailing Address _____
 City _____
 State _____
 Zip _____

	Gallons/CCF	\$Amount
Water Purchased		

19 Has any system(s) been disapproved by the Idaho Division of Environmental Quality? no
If yes, attach full explanation

20 Has the Idaho Division of Environmental Quality recommended any improvements? no
If yes, attach full explanation

21 Number of Complaints received during year concerning:
 Quality of Service 0
 High Bills 0
 Disconnection 0

22 Number of Customers involuntarily disconnected 0

23 Date customers last received a copy of the Summary of Rules required by IDAPA 31.21.01.701? 5/3/2026
Attach a copy of the Summary

24 Did significant additions or retirements from the Plant Accounts occur during the year? no
If yes, attach full explanation and an updated system map

**ANNUAL REPORT FOR WATER UTILITIES
REVENUE & EXPENSE DETAIL**

ACCT #	DESCRIPTION		
<u>400 REVENUES</u>			
1	460	Unmetered Water Revenue	
2	461.1	Metered Water Revenue - Residential	<u>42877</u>
3	461.2	Metered Water Revenue - Commercial	
4	462	Fire Protection Revenue	
5	464	Other Sales to Public Authorities	<u>18464</u>
6	465	Sales to Irrigation Customers	
7	466	Sales for Resale	
8	400	Total Revenue	<u>\$ 61341 -</u>
9	* DEQ Fees Billed separately to customers		Booked to Acct # _____
10	** Hookup or Connection Fees Collected		Booked to Acct # _____
11	***Commission Approved Surcharges Collected		Booked to Acct # _____
<u>401 OPERATING EXPENSES</u>			
12	601.1-6	Salaries & Wages - Operation & Maintenance	<u>10903</u>
13	601.7	Salaries & Wages - Customer Accounts	
14	601.8	Salaries & Wages - Administrative & General	
15	603	Salaries - Officers & Directors	
16	604	Employee Pensions & Benefits	
17	610	Purchased Water	
18	615-16	Purchased Power & Fuel for Power Prod.	<u>23094</u>
19	618	Chemicals	
20	620.1-6	Materials & Supplies - Operation & Maint.	
21	620.7-8	Materials & Supplies - Customer Accts. & A&G	
22	630-634	Contractual Services - Professional	<u>13120</u>
23	635	Contractual Services - Testing	
24	636	Contract Services - Other	<u>1554</u>
25	641-42	Rental-Real Property & Equipment	
26	650	Transportation Expenses	
27	656-59	Insurance-Vehicle/Gen.Liab/WorkComp/Other	<u>1792</u>
28	660	Advertising	
29	666	Reg. Comm Exp-Amort. of Rate Case Exp.	
30	667	Reg. Comm. Exp. - Other	
31	668	Water Resource Conservation Expense	
32	670	Bad Debt Expense	
33	675	Miscellaneous Expenses	<u>4660</u>
34		Total Operating Expenses	<u>\$ 55123 -</u>

**ANNUAL REPORT FOR WATER UTILITIES
PLANT IN SERVICE DETAIL - ACCOUNT 101**

SUB ACCT #	DESCRIPTION	Balance Beginning of Year	Added During Year	Removed During Year	Balance End of Year
1 301	Organization				-
2 302	Franchises				-
3 303	Land & Land Rights	175000			17500 -
4 304	Structures and Improvements	42273			42273 -
5 305	Collecting & Impounding Reservoirs				-
6 306	Lake, River & Other Intakes				-
7 307	Wells and Springs	225000			225000 -
8 308	Infiltration Galleries & Tunnels				-
9 309	Supply Mains				-
10 310	Power Generation Equipment				-
11 311	Pumping Equipment	224353			224353 -
12 320	Water Treatment Equipment				-
13 330	Distribution Reservoirs & Standpipes				-
14 331	Transmission & Distribution Mains				-
15 333	Services				-
16 334	Meters and Meter Installations	13477	3040		16517 -
17 335	Hydrants				-
18 336	Backflow Prevention Devices				-
19 337	Owned/Lease Property On Cust. Premises				-
20 339	Other Plant & Misc. Equipment				-
21 340	Office Furniture and Equipment				-
22 341	Transportation Equipment				-
23 342	Stores Equipment				-
24 343	Tools, Shop and Garage Equipment				-
25 344	Laboratory Equipment				-
26 345	Power Operated Equipment				-
27 346	Communication Equipment				-
28 347	Miscellaneous Equipment				-
29 348	Other Tangible Property				-
30	TOTAL PLANT IN SERVICE	680103 -	3040 -	-	683143 -

**ANNUAL REPORT FOR WATER UTILITIES
ACCUMULATED DEPRECIATION - ACCOUNT 108**

AMENDED

SUB ACCT #	DESCRIPTION	Depreciation Rate %	Balance Beginning of Year	Balance End of Year	Increase or (Decrease)
1 304	Structures and Improvements	4%	38093	39784	1691 -
2 305	Collecting & Impounding Reservoirs				-
3 306	Lake, River & Other Intakes				-
4 307	Wells and Springs	4%	149405	158405	9000 -
5 308	Infiltration Galleries & Tunnels				-
6 309	Supply Mains				-
7 310	Power Generation Equipment				-
8 311	Pumping Equipment	4%	143385	152359	8974 -
9 320	Water Treatment Equipment				-
10 330	Distribution Reservoirs & Standpipes				-
11 331	Transmission & Distribution Mains				-
12 333	Services				-
13 334	Meters and Meter Installations	4%	0	122	122 -
14 335	Hydrants				-
15 336	Backflow Prevention Devices				-
16 337	Owned/Lease Property On Cust. Premises				-
17 339	Other Plant & Misc. Equipment				-
18 340	Office Furniture and Equipment				-
19 341	Transportation Equipment				-
20 342	Stores Equipment				-
21 343	Tools, Shop and Garage Equipment				-
22 344	Laboratory Equipment				-
23 345	Power Operated Equipment				-
24 346	Communication Equipment				-
25 347	Miscellaneous Equipment				-
26 348	Other Tangible Property				-
27	TOTALS		330883 -	350670 -	19787 -

ANNUAL REPORT FOR WATER UTILITIES

BALANCE SHEET
ASSETS

ACCT #	DESCRIPTION	Balance Beginning of Year	Balance End of Year	Increase or (Decrease)
1 101	Utility Plant in Service	680103 -	683143 -	3040 -
2 102	Utility Plant Leased to Others			
3 103	Plant Held for Future Use			
4 104	Utility Plant Purchased or Sold			
5 105	Construction Work in Progress			
6	Subtotal	680103 -	683143 -	3040 -
7 108.1	Accumulated Depreciation	330883 -	350670 -	19787 -
8 108.2	Accum. Depr. - Utility Plant Lease to Others			
9 108.3	Accum. Depr. - Property Held for Future Use			
10 110	Accumulated Amortization			
11	Net Utility Plant	349220 -	332473 -	(16747) -
12 123	Investment in Associated Companies			
13 125	Other Investments			
14	Total Investments	-	-	-
15 131	Cash	63444	31543	(31901)
16 141	Customer Accounts Receivable	643	500	(143)
17 142	Other Accounts Receivables	24009	47456	23447
18 145	Receivables from Associated Companies			
19 151	Plant Materials & Supplies			
20 162	Prepayments			
21 173	Accrued Utility Revenues			
22 143	Acc. Provision for Uncollectable Accounts			
23	Total Current	88095 -	79499 -	(8596) -
24 186.1	Deferred Rate Case Expenses			
25 186	Other Deferred Charges			
26	Total Assets	437315 -	411972 -	(25343) -

ANNUAL REPORT FOR WATER UTILITIES

AMENDED

BALANCE SHEET
LIABILITIES

ACCT #	DESCRIPTION	Balance Beginning of Year	Balance End of Year	Increase or (Decrease)
1	201-3 <u>Common Stock</u> (includes Paid in Capital Line 207-13)	465100	515100	50000
2	204-6 Preferred Stock			
3	214 Appropriated Retained Earnings			
4	215 Unappropriated Retained Earnings	(658203)	(687348)	(29145)
5	Total Equity Capital	(193103) -	(172248) -	20855 -
6	221-2 Bonds			
7	223 Advances from Associated Companies			
8	224 Other Long-Term Debt			
9	231 Accounts Payable	62589	525	(62064)
10	232 Notes Payable	368429	368429	0
11	233 Accounts Payable - Associated Companies			
12	235 Customer Deposits			
13	236 Accrued Taxes			
14	237 Accrued Interest	195450	212030	16580
15	252 Advances for Construction			
16	253 Other Deferred Liabilities	3950	3236	(714)
17	255.1 Accumulated Investment Tax Credits - Utility			
18	261-5 Operating Reserves			
19	271 Contributions in Aid of Construction**			
20	272 Accum. Amort. of Contrib. in Aid of Const.**			
21	281-3 Accumulated Deferred Income Taxes			
22	Total Liabilities	630418 -	584220 -	(46168) -
23	TOTAL LIABILITY & CAPITAL	437315 -	411972 -	(25343) -

** Commission Approval

ANNUAL REPORT FOR WATER UTILITIES

AMENDED

STATEMENT OF RETAINED EARNINGS

Acct #		
1	Retained Earnings Balance @ Beginning of Year	<u>(658,203)</u>
2	435 Amount Added from Current Year Income	<u>\$ -</u>
3	436 Appropriations of Retained Earnings	<u> </u>
4	437-438 Dividends Declared - Preferred Stock and Common Stock	<u> </u>
5	439 Adjustments to Retained Earnings	<u>(29145)</u>
6	Retained Earnings Balance @ End of Year	<u><u>\$ (687348)</u></u>

CAPITAL STOCK DETAIL

Description (Class, Par Value etc.)	No. Shares Authorized	No. Shares Outstanding	Dividends Paid
Common Voting (no par)	1000	100	

DETAIL OF LONG-TERM DEBT

Description	Interest Rate	Year-end Balance	Interest Paid	Interest Accrued
Note Payable - Parkland Dev	4.5%	368429	0	212030

ANNUAL REPORT FOR WATER UTILITIES

SYSTEM ENGINEERING DATA

Provide an updated system map if significant changes have been made to the system during the year.

Water Supply:

Pump Designation or location	Rated Capacity (gpm)	Type of Treatment: (None, Chlorine Fluoride Filter etc.)	Annual Production (000's Gal.)	Water Supply Source (Well, Spring, Surface Wtr)
Arrowrock Domestic Well	1750	none	30963	Well

System Storage:

Storage Designation or Location	Total Capacity 000's Gal.	Usable Capacity 000's Gal.	Type of Reservoir (Elevated, Pressurized, Boosted)	Construction (Wood, Steel Concrete)
Hydropneumatic Tanks 1-5	.595	.300	Hydro	steel
			Pneumatic	
			Tank	

**ANNUAL REPORT FOR WATER UTILITIES
SYSTEM ENGINEERING DATA**

Pump information for ALL system pumps, including wells and boosters.

Designation or Location & Type of Pump**	Horse Power	Rated Capacity (gpm)	Discharge Pressure (psi)	Energy Used This Year
Well#1 Pump 1 Domestic	75	500	65	
Well #2 Pump 2 Domestic	30	250	65	
Well #3 pump Fire	125	1000	65	

**** Submit pump curves unless previously provided or unavailable. Asterisk facilities added this year.
Attach additional sheets if inadequate space is available on this page.**

If Wells are metered:

What was the total amount pumped this year? 113,428 mg
 What was the total amount pumped during peak month? 26,524 mg
 What was the total amount pumped on the peak day? 12436 mg

If customers are metered, what was the total amount sold in peak month? 26524 mg

Was your system designed to supply fire flows? yes

If Yes: What is current system rating? unknown

How many times were meters read this year? 12

During which months? January-December - inclusive

How many additional customers could be served with no system improvements
except a service line and meter? None

How many of those potential additions are vacant lots? _____

Are backbone plant additions anticipated during the coming year? no

If Yes, attach an explanation of projects and anticipated costs!

In what year do you anticipate that the system capacity (supply, storage or distribution)
will have to be expanded? n/a

**ANNUAL REPORT FOR WATER UTILITIES
SYSTEM ENGINEERING DATA**

FEET OF MAINS

Pipe Size	In Use Beginning Of Year	Installed During Year	Abandoned During Year	In Use End of Year
12"	253	0	0	253
8"	10483	0	0	10483
1"	3445	0	0	3445

CUSTOMER STATISTICS


	<u>Number of Customers</u>		<u>Thousands of Gallons Sold</u>	
	This Year	Last Year	This Year	Last Year
Metered:				
Residential	100	100	66894	62781
Commercial				
Other				
Flat Rate:				
Residential				
Commercial				
Other				
Private Fire Protection				
Public Fire Protection				
Sprinkling Customers				
Municipal, Other	1	1	46534	41344
Other Water Utilities				
TOTALS	101 -	101 -	113428 -	104125 -


CERTIFICATE

State of Idaho)
County of Ada) ss

WE, the undersigned Larry Squires as Chief Officer
and Larry Squires as Officer in Charge of Accounts
of the Mayfield Springs Water Company Inc.

utility, on our oath do severally say that the foregoing report has been prepared under our direction, from the original books, papers and records of said utility; that we have carefully examined same, and declare the same to be a correct statement of the business and affairs of said utility for the period covered by the report in respect to each and every matter and thing therein set forth, to the best of our knowledge, information and belief.



(Chief Officer)



(Officer in Charge of Accounts)

Subscribed and Sworn to Before Me

this 18 day of June, 2026

Ashli Wesley

NOTARY PUBLIC



My Commission Expires 09/23/2030